



WILDLAND TYPE 4



Capacity to perform.

Carry more water to more remote locations.

Pierce® Wildland Type 4 is built with extensive tank capacities to arm you for bigger threats across stretches of harsh wildland.

These vehicles are designed to carry 750-850 gallons of water to scenes with a dry, hot climate and minimal vegetation.

Stats at a glance.

Variants: Hawk 67

Configurations: International Workstar and Freightliner M2 2 door and extended cabs 4 x 2 and 4 x 4 with seating up to 5

Tank Capacity: 750 gallons (front body pump), 850 gallons (rear body pump)

Pump: Auxiliary engine driven 150 - 250 gpm, optional high pressure auxiliary engine driven pump

Wheelbase: 158-193 inches

WILDLAND TYPE 4

CHASSIS

Available On: International Workstar and Freightliner M2
Configurations: 2 door and extended cabs; 4 x 2 and 4 x 4
Wheelbase: 158 in. - 193 in. dependent on chassis

BODY

Material: Stainless steel

Compartment Weight: 400 lbs.

Compartment Interior: Unpainted with sweep out design; optional multispec paint

Overall Features:

- Stainless tubular rub rails, bolted on for easy repair
- Stainless steel formed single-piece side sheets are welded to Huck bolted and bonded compartments for long-lasting design without added weight
- Exclusive integral body supports with spring isolated mount system reduce torsional stress and prevent road shock from being transmitted into the body
- Poly compartmentation on top of body
- 2 hose reels on top-front of body with in-cab rewind switches
- Piano-hinged body doors constructed of welded double pan stainless steel, enclosed latches and .25 in. hinge pins
- Flush doors with polished stainless edge trim and door-opening scuff plates
- Easily replaceable diamond plate overlays in potential high scuff areas
- Pierce® exclusive handrails with "cross knurled" design to reduce slippage
- Front and rear steel bumpers
- Rear body and front body pump locations
- Integrated spare tire carrier with lifting winch

PUMP AND FOAM FEATURES

Pump: Darley 1.5AGE (125 gpm), 1.5AGE-HP (400 psi), 2.5AGE (250 gpm @ 100 psi), HSE250 (150 gpm @ 250 psi)

Panels: Stainless steel body, removable hinged body panels access pump for easier maintenance

Foam System: Husky™ 3, FoamPro 1600, Waterous Aquis 1.5 (Up to 20 gal. foam cell)

Tank: 750 gal. (front body pump), 850 gal. (rear body pump) polypropylene tank with lifetime warranty

ELECTRICAL

System: Class One EsKey multiplex

Harnesses: Loom protected, coded by color and function every 3 in.

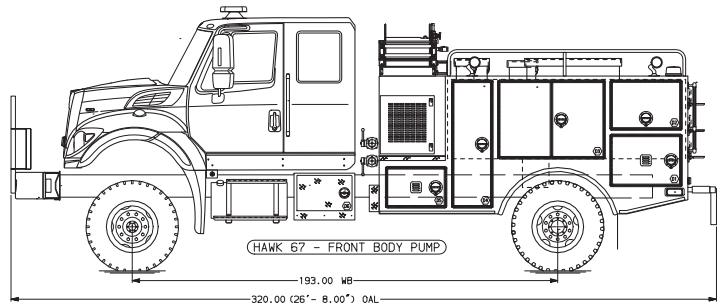
Connectors: Deutsch connectors for corrosion prevention

WARRANTY*

Body: 10 years

Paint: Up to 12 years

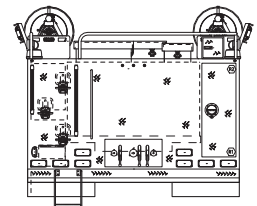
Tank: Lifetime



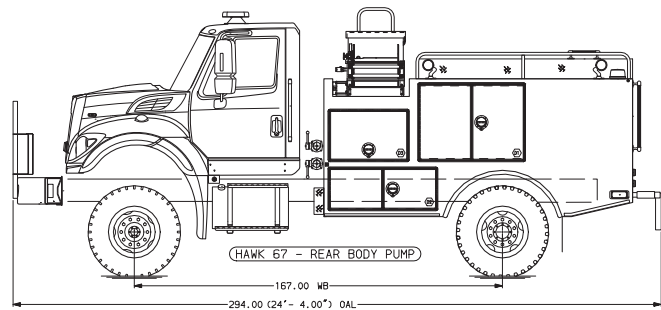
TYPE 4 - STORAGE VOLUME - FRONT BODY PUMP

COMPARTMENT LOCATION	H-IN.	W-IN.	D-IN.	CU. FT.
D1 Driver Side Behind Rear Wheel Lower	21.00	32.00	15.50	6.00
D2 Driver Side Behind Rear Wheel Upper	21.00	32.00	15.50	6.00
D3 Driver Side Over Rear Wheel	33.00	48.00	15.50	14.20
D4 Driver Side Forward Rear Wheel	55.00	18.00	15.50	8.90
D5 Driver Side Front Body Lower	16.00	27.00	24.50	6.10
R1 Rear of Body Tire Storage	44.00	15.50	43.50	17.20
R2 Rear of Body Upper Storage	13.50	11.00	99.50	8.60
P1 Passenger Side Over Rear Wheel	33.00	57.50	15.00	17.00
P2 Passenger Side Forward Lower	16.00	49.00	22.50	10.20
T1 Poly Box Top of Body Forward	13.00	39.00	18.50	5.40
T2 Poly Box Top of Body Driver Side	24.00	41.00	30.00	17.10

TOTAL VOLUME 116.70 CU. FT.



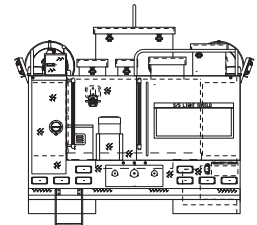
REAR VIEW



TYPE 4 - STORAGE VOLUME - REAR BODY PUMP

COMPARTMENT LOCATION	H-IN.	W-IN.	D-IN.	CU. FT.
D1 Drivers Side Over Rear Wheel	33.00	48.00	15.50	14.20
D2 Drivers Side Forward Lower	16.00	49.00	22.50	10.20
D3 Drivers Side Forward Upper	22.00	36.00	15.50	7.10
R1 Rear of Body Tire Storage	44.00	15.50	43.50	17.20
R2 Rear of Body Upper Storage	13.50	11.00	99.50	8.60
P1 Passenger Side Behind Rear Wheel	15.00	15.00	16.50	2.10
P2 Passenger Side Over Rear Wheel	33.00	57.50	15.50	17.00
P3 Passenger Side Forward Lower	16.00	49.00	22.50	10.20
P4 Passenger Side Forward Upper	22.00	36.00	15.50	7.10
T1 Poly Box Top of Body Forward	25.00	35.00	19.50	9.90
T2 Poly Box Top of Body Passenger Side	14.00	56.00	19.00	8.60

TOTAL VOLUME 112.20 CU. FT.



REAR VIEW



PERFORM. LIKE NO OTHER.™

Pierce Manufacturing Inc., An Oshkosh Corporation Company
 P.O. Box 2017, Appleton WI 54912-2017 USA

* See your Pierce representative for details.

Specifications, descriptions and illustrative material in this literature are as accurate as known at the time of publication, but are subject to change without notice. Illustrations may include optional equipment and accessories and may not include all standard equipment. All measurements are nominal values.

© Pierce Manufacturing Inc., Pierce and the Pierce logo are registered trademarks, and Perform. Like No Other. is a service mark of Pierce Manufacturing Inc., Appleton, WI. Printed in USA. All other trademarks are the property of their respective owners.