

PUMPER, PUC
BODY
 Pumper, PUC, Aluminum
CHASSIS
 Enforcer Chassis, PUC
ELECTRICAL SYSTEM
 MUX

CHASSIS
AXLE, FRONT, CUSTOM
 19,500 Lb TAK-4 Axle
AXLE, REAR
 27,000 Lb Meritor Axle
ENGINE
 510 HP Paccar MX13 Engine
TRANSMISSION
 Allison 6th Gen, 4000 EVS P
BUMPER
 19" Extended Painted Steel
CAB
 7010 Enforcer Cab, PUC

BODY
TOTAL TANK CAPACITY
 750 Gallon Poly Tank
WATER CAPACITY
 730 Gallons of Water
FOAM CELL CAPACITY
 20 Gallon Foam Cell
COMPT, PUMPER, REAR
 40.50" FF RollUp Rear Compt w/Tailboard, PUC
COMPT, PUMPER, LEFT SIDE
 189" RollUp Full Height & Depth Front & Rear, PUC
COMPT, PUMPER, RIGHT SIDE
 189" RollUp Full Height & Depth Front & Rear, PUC

FIRE SUPPRESSION
PUMPHOUSE
 Control Zone, PUC
PUMP
 1500 GPM Pierce PUC
CROSSLAYS, 1.50"
 (2) 1.50", Poly Trays, 200'
CROSSLAYS, 2.50"
 (1) 2.50", Poly Tray, 200'
SPEEDLAYS
 SpeedLays Not Required
GENERATOR
 Generator Not Required
FOAM SYSTEM
 Husky 12 Single Agent Foam System

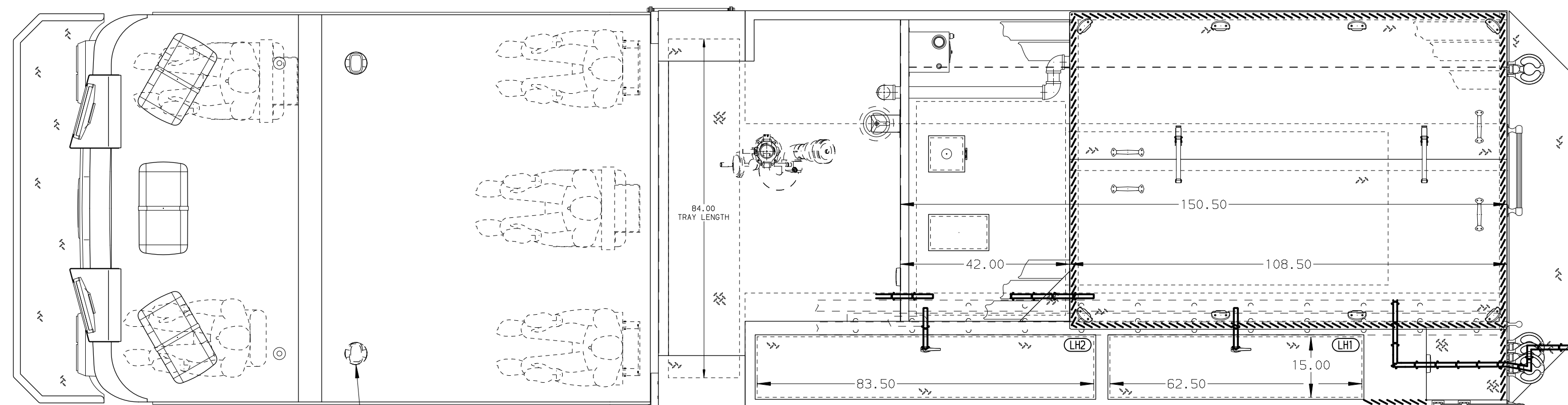
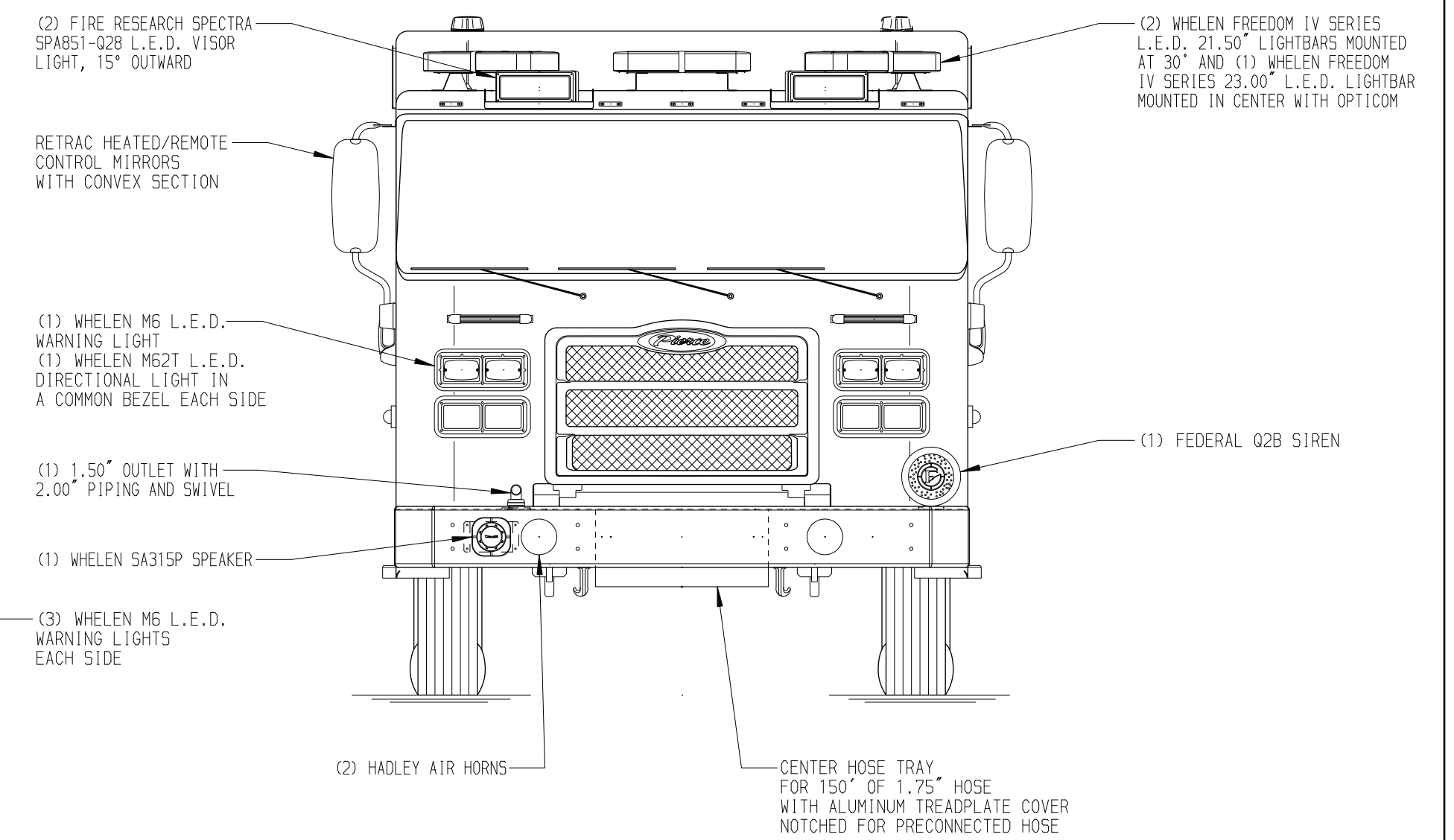
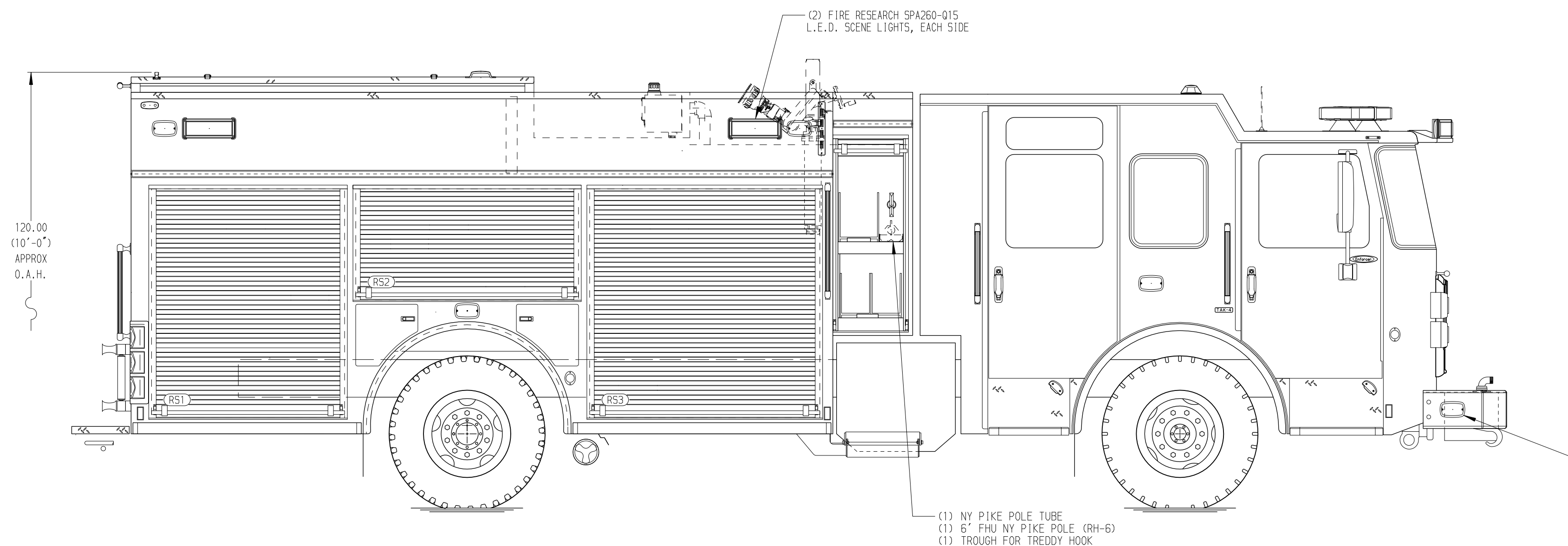
SAFETY

Side Roll and Frontal Impact Protection

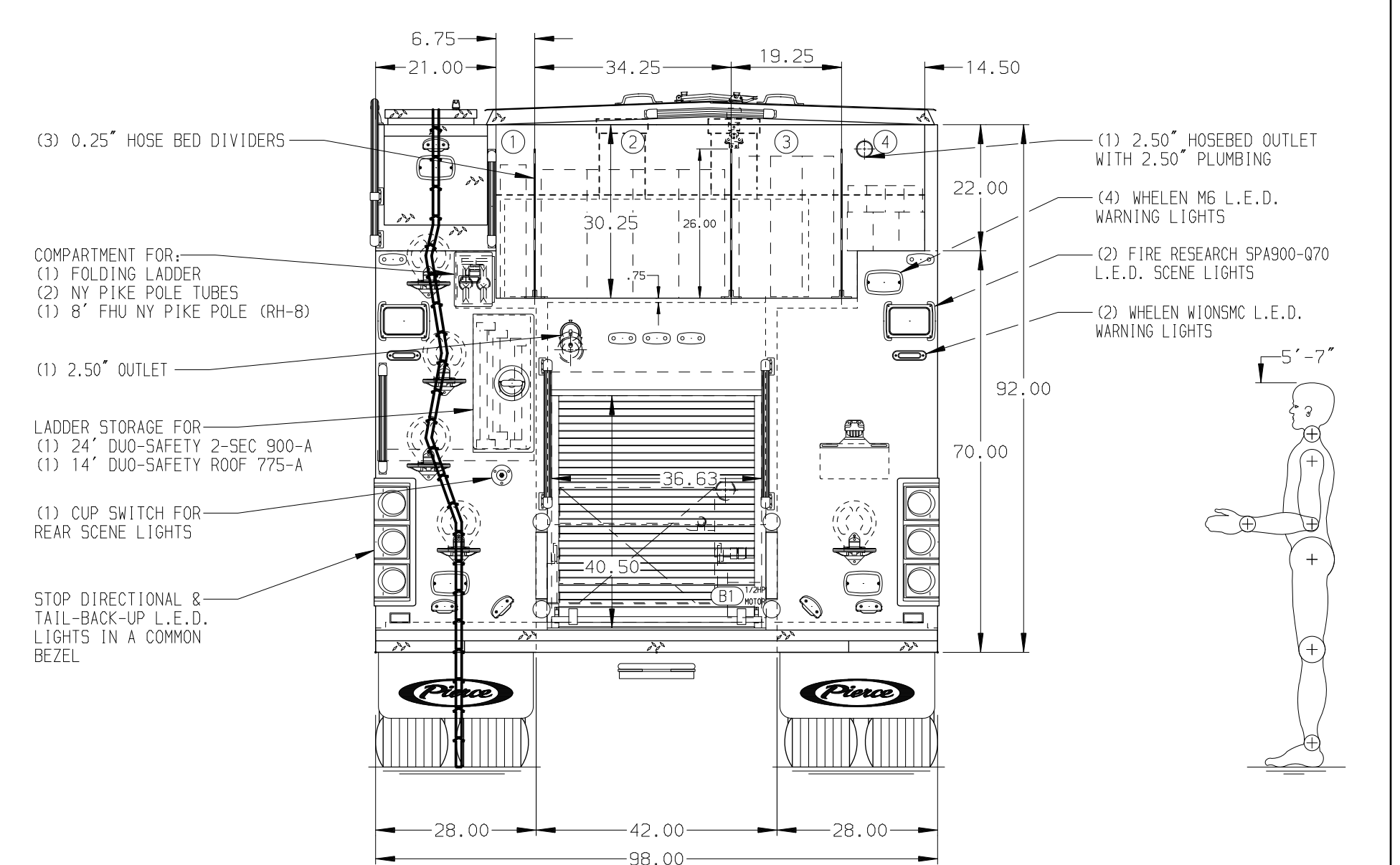
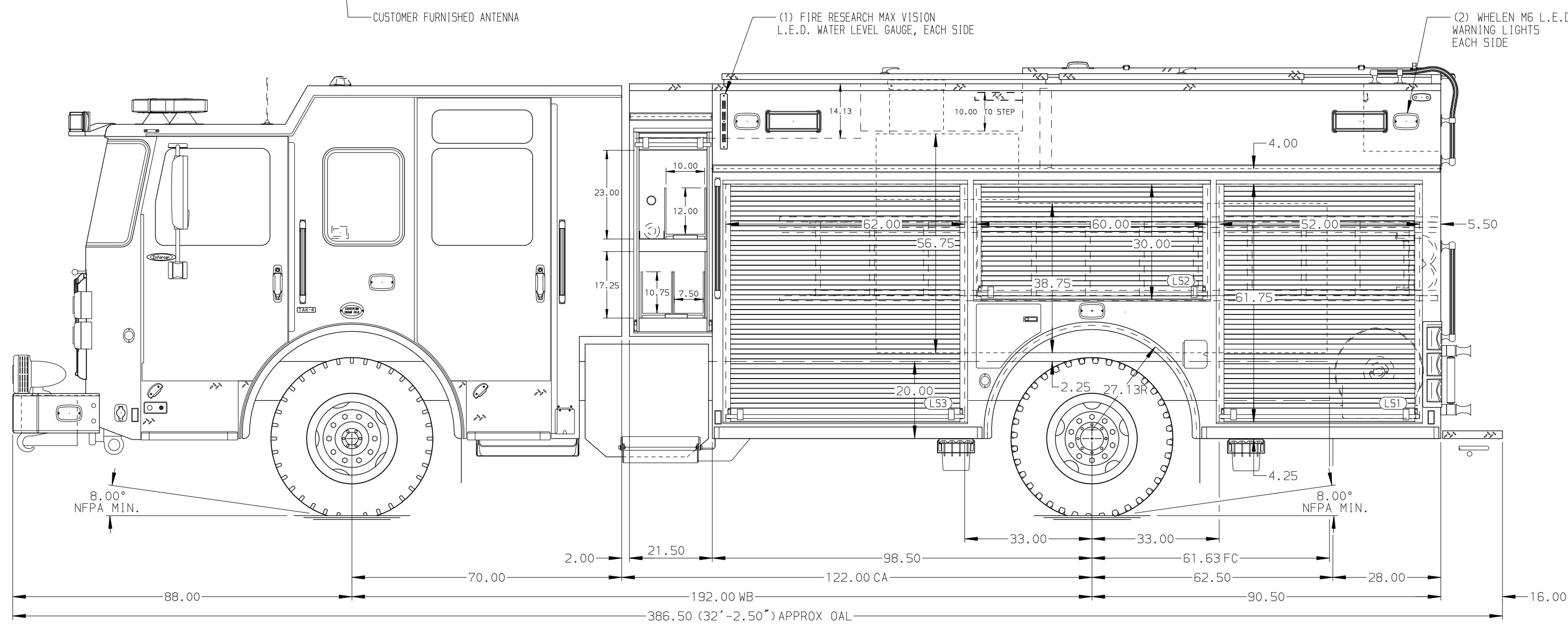
NOTE
 DIMENSIONS SHOWN ARE APPROXIMATE AND ARE SUBJECT TO MINOR DEVIATIONS AS MAY OCCUR OR BE NECESSARY IN CONSTRUCTION. MINOR DETAILS NOT SHOWN.

- AIR INLET/OUTLET WITH DISCONNECT COUPLING AND QUARTER TURN VALVE IN THE DRIVER SIDE STEPPED
- SHOULDER RECEPTACLE WITH KUSSMAIL SUPER AUTO EJECT LOCATED ON DRIVER SIDE CORNER OF CAB
- KUSSMAIL 091-9 12V AIR COMPRESSOR LOCATED PER ORDER
- BATTERY CHARGER LOCATED PER ORDER
- BATTERY CHARGE INDICATOR LOCATED BEHIND DRIVER SEAT WINDOW
- SEVEN FULL WIDTH/DEPTH ADJUSTABLE SHELVES LOCATED PER ORDER
- TWO FLOOR MOUNTED SLIDE-OUT TRAYS WITH 2.00" SIDES LOCATED PER ORDER
- TWO SWING-OUT ALUMINUM TOOL BOARDS LOCATED PER ORDER
- ALUMINUM PEGBOARD TO BE MOUNTED ON THE BACK WALL OF COMPARTMENTS PER ORDER

- TWO 15/20A 120V DUPLEX RECEPTACLE LOCATED PER ORDER
- HANNAY BOOSTER HOSE REEL (MODEL EF34-23-24) WITH CAPACITY FOR 200' OF 1.00" BOOSTER HOSE LOCATED IN COMPARTMENT B1



- HOSEBED CAPACITIES**
- 250' OF 2.50" D.J. POLY HOSE
 - 1000' OF 5.00" D.J. POLY HOSE
 - 800' OF 3.00" D.J. POLY HOSE
 - 200' OF 1.75" D.J. POLY HOSE (ABOVE)
 200' OF 2.50" D.J. POLY HOSE (BELOW)



| | | | |
|---------|--------------------------------|------------|-------------|
| | | JOB NO. | 41506 |
| | | SCALE | DATE |
| TITLE | Pierce Pumper Approval Drawing | DRAWN BY | JDA 27AUG25 |
| FOR | Midlothian Fire Department | CHECKED BY | MMF 28AUG25 |
| DWG NO. | 41506AD | SHEET SIZE | SHEET NO. |
| REV | DATE | BY | CH |

| | | | |
|---------|------|-----|----------|
| 160CT25 | JDA | GKH | ENFORCER |
| REV | DATE | BY | CH |